

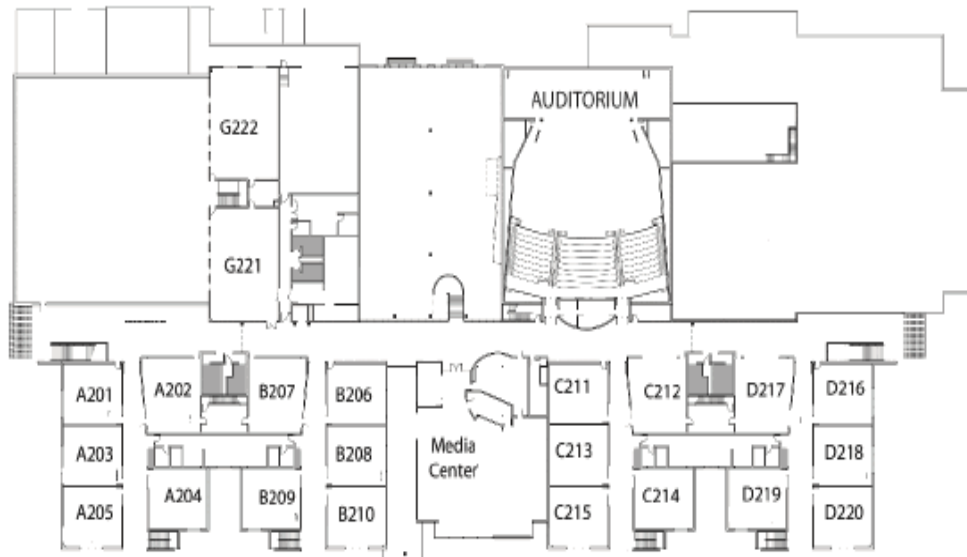
Vista Heights Middle School



Blackhawk Handbook 2012-2013

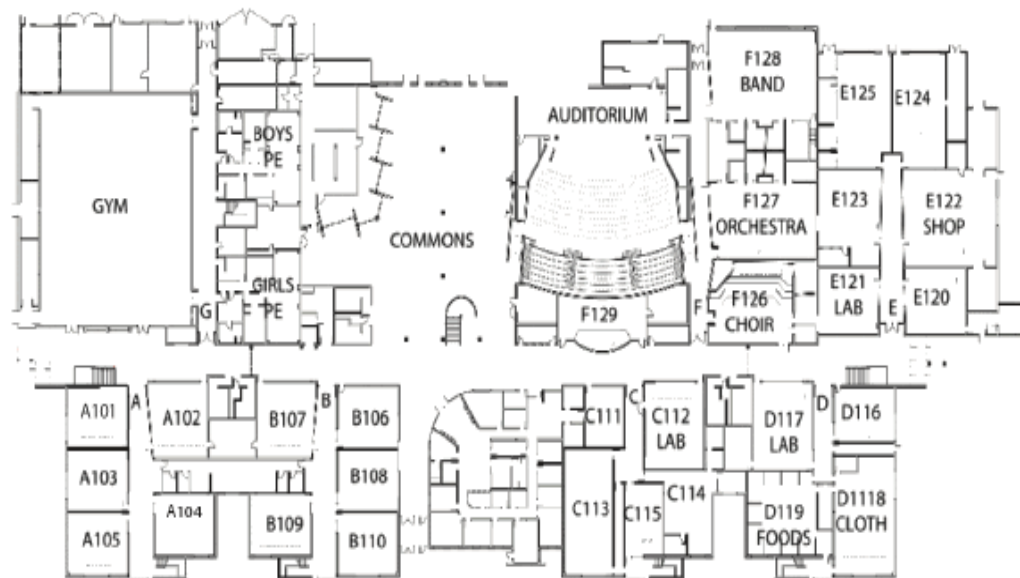
Vista Heights Middle School Map

Upper Floor



Vista Heights Middle School Map

Lower Floor



*Classrooms T1, T2, T3, and T4 are located in the trailers outside the commons area.



Blackhawks 2012-2013

This handbook belongs to:

Name: _____

Address: _____

Phone: _____

Skyward Login: _____

*Vista Heights Middle School
484 W. Pony Express Parkway
Saratoga Springs, UT 84045*

Front Office: 801 610-8770

Counseling: 801 610-8771

Attendance: 801 610-8773

Fax: 801-768-4226

School website: vistaheights.alpineschools.org

Blackhawk Handbook 2012-2013

Front Office: (801) 610-8770

Counseling Center: (801) 610-8771

Attendance: (801) 610-8773

Fax #: (801)768-4226

School Information:

School colors: Black, Teal and Silver

Mascot: Blackhawks

School website: vistaheights.alpineschools.org

Important School Dates:

August 16 th	Open House 3:00-7:00 p.m.	January 3 rd	School resumes after winter break
August 20 th	7 th Grade Day (8:15-11:45 a.m.)	January 21 st	Martin Luther King Day (No School)
August 21 st	First Day of School (7 th & 8 th)	February 4 th	Minimal Day (12:55 dismissal)
September 3 rd	Labor Day (No School)	February 18 th	Washington / Lincoln Day (No School)
September 24 th	Minimal Day (12:55 dismissal)	March 4 th	Minimal Day (12:55 dismissal)
October 11-15 th	Fall Break (No School)	April 1 st	Snow make-up day (No School)
November 5 th	Minimal Day (12:55 dismissal)	April 2 nd -5 th	Spring Break (No School)
November 21 st -23 rd	Thanksgiving Break (No School)	May 27 th	Memorial Day (No School)
December 20 th -Jan. 2 nd	Winter Break (No School)	May 30 th	Last Day of School

Term 1 August 21st – October 26th, 2012

Term 2 October 29th, 2012 – January 14th, 2013

Term 3 January 15th – March 22nd, 2013

Term 4 March 25th – May 30th, 2013

Parent/Teacher Conferences Dates:

First Term: Thursday, September 20th, 2012

Third Term: Thursday, February 21st, 2013

Administration/Counseling Assignments:

Administrators: Mrs. Eisenhart (7th Grade)
Mr. Hayes (8th Grade)

Assigned Counselors: A-D Mr. Wiltbank
E-K Mr. Ringger
L-R Mr. Clark
S-Z Mrs. Webb

Vista Heights Middle School

484 W. Pony Express Parkway

Saratoga Springs, UT 84045

Phone: (801) 610-8770

Dear Vista Heights Students,

Welcome to Vista Heights Middle School the home of the Blackhawks. So much time and attention has been given to provide you the opportunity to receive a first-class education at a state of the art school. It is built and staffed with you in mind. We are eager to help you have a successful experience in fulfilling the potential that you have to learn and grow. All we ask is that you give your best and believe in yourself and in those who have been given the awesome responsibility to educate you. This Blackhawk Handbook is provided for you to organize your schoolwork, and give you basic guidelines to follow for your success. We are here for you so please don't hesitate to ask for help whenever you need it.

Sincerely,

Steven K. Stewart, Principal
Kelli L. Eisenhart, Assistant Principal


Joseph P. Hayes, Assistant Principal
Scott B. Sumner, Principal
(New Eagle Mountain Middle School)



Alpine School District 7th-8th Grade Completion Requirements

15 Credits Required for Graduation
16 Credits Possible on normal A/B Schedule
1 Credit= 1 Full Year Class

Subject	Req. Credit
CTE (7)	1
Fine Arts	1
English	2
Health (8)	0.5
PE	1
Social Studies	1.5
Math	2
Science	2
Electives	4
Total Credits Required	15



School Tips

If you are having trouble with a class.

Visit with your teacher about what you need to do to improve your grade. Take advantage of TEAL Time to get help in the classes you are not doing well in.

If your locker is jammed.

Let the front office know so they can refer a custodian to assist you.

If you are absent and need missed work.

When you are absent your parent/guardian should call the attendance secretary to excuse the absence. If you miss more than three consecutive days you may have your homework collected for you and available in the front office. Most missed assignments should be discussed and made up with your teacher.

If you need to purchase a lunch credit.

Please visit the lunchroom and pay before school begins or pay online. You can make lunch payments online at www.mealpayplus.com. Please note that online payments take 48 hours to post.

If you need to pay fines/class fee/PE uniform.

The financial office will be open before school, during lunch and after school. You may also pay your fees online at www.myschoolfees.com.

If you lost or found something.

Please visit the front office lost and found. Please remember that valuable items should not be brought to school.

If you have a question about your grades.

Visit with your teacher or check your grades online through Skyward. A computer is now available in the library for students to check their grades before or after school.

If someone is harassing or bullying you.

Talk to your teacher, counselor or administrator. Please talk to someone so we can help you.

If you are ill.

Make sure your parent/guardian excuses your absence and then work with your teacher to collect missed assignments. If you become ill during school let your teacher know. Check with the secretary in the front office to call home. If you are leaving school you must be checked out through the front office.

Student Policies

Attendance

Attendance is one of the most significant factors affecting student achievement in school. In order to assist students in their efforts to be academically successful and responsible citizens, Vista Heights expects students to be in class, prepared and on time each day. The objectives of the Vista Heights Attendance Guidelines are to:

1. Teach responsible behavior by encouraging students to be accountable for their attendance.
2. Support parent and student efforts in promotion of school attendance.
3. Provide a safe, effective, uninterrupted learning environment for every student.

Absences:

When a student is absent from school parents are requested to excuse the absence with a note or a phone call.

- Absences should be excused as soon as possible but no later than 5 days after the absence.
- Any student who misses (10) consecutive school days will be reported to state and district agencies, except for extenuating circumstances.
- It is the responsibility of the student to collect any work missed during the absence.
- If a student is absent for more than 3 consecutive days arrangements can be made for collection and pick up of homework.

Checking in late/Checking out early:

Students who arrive after school has begun need to check into the main office with a note or phone call from their parent or guardian. Students may not leave during the school day unless they are checked out through the front office by a parent/ guardian or authorized person. Any person checking out a student must present photo ID and be listed on the emergency release form before the student may be released from the school.

Tardies:

Students are expected to be on time to class, prepared, and ready to work when the tardy bell rings. There is a six minute passing period between classes. When the tardy bell rings all teachers will close their doors.

- Students not in the classroom before the bell rings are considered tardy and must report to C111 for a tardy note.
- Any student reporting to school late must check in at the main office if the tardy is excused with a note, parent phone call or parent may walk in with the student. Unexcused tardy students need to report to room C111.
- Excessive excused check- in's will be addressed with administration.
- Missed detentions will result in double time.
- Consequences for unexcused tardies include the following:

# of Total Tardies Per term	Consequence	Referred to
1	Student is warned, reads and signs the policy showing they understand what is expected of them.	Student Advocate
2	Student phone call to parent(s). Parent is notified that on the next tardy they will need to sign an attendance contract.	Student Advocate
3	Parent is required to sign a contract. Student serves a 30 minute lunch detention if parent does not sign and return contract within 3 days.	Student Advocate
4,5	Parent is contacted and student is assigned a 30 minute after school detention or lunch detention.	Student Advocate
6,7,8	Parent, student, administrator meeting. Student is assigned a 60 minute after school detention or two lunch detentions.	Administration
9	Parent contacted and student is assigned to ISS for the day.	Student Advocate
10	Out-of-school suspension, referral to Truancy School, reinstatement meeting with Administration.	Administration
Single Class Truant	Time for time: One after school truancy detention/per period missed or 2 lunch detentions, phone call to parent(s).	Administration Attendance Student Advocate
All Day Truant	Send home Utah Code Letter-Law regarding compulsory education. In or out of school suspension possible. Phone call or meeting with parent(s), referred to conference with Counselor.	Administration Counselor
Continued Truant	Referral to Truancy School and/or Court.	Administration

Truancy

Students are considered truant if they are absent from their assigned class without permission.

Assembly Behavior

Student behavior while attending assemblies should be much like behavior required while in class. Students who misbehave in an assembly will lose the privilege to attend future assemblies. Please follow these assembly rules:

1. Go directly to a seat. Move toward the center of the rows; do not save seats next to you.
2. Be courteous to those performing. Refrain from whistling, shouting, and other disruptive behavior.
3. Remain seated until dismissed by the person in charge.
4. No candy, pop, or food of any kind is allowed in the auditorium.
5. Please do not put feet (shoes) on the seat in front of you.
6. Teachers will assign seating by class to ensure orderly conduct.

No Backpack or Large Purses

For the following reasons, Vista Heights is a **no backpack school**:

- Safer school environment.
- It is more difficult to conceal weapons, electronic games, cell phones, headphones, and or candy/soda.
- There is less theft of other students' belongings.
- Less congestion during class changing times.
- Safer and easier access to aisles in classrooms and in the cafeteria.

Students may carry their backpack to and from school. However, during the school day, backpacks must remain in their lockers. **To facilitate carrying basic items to class we will allow one drawstring bag for each student.** The following guidelines can assist you in being successful without a backpack going to each class.

- Plan ahead for at least two periods (have your supplies/materials).
- Take the shortest route to your locker and next class without stopping for long visits with friends.
- Use your own locker.
- Keep your locker organized and clean.

Bus Guidelines

Bus drivers will instruct you concerning bus rules, but generally they are the same as those we expect while students are in the school. Students must be careful while boarding buses after school. Never approach a moving bus or run along beside the buses as they enter or leave the parking lot. Riding the school bus is a privilege; if you fail to follow the rules or expectations of the driver you may lose that privilege.

Closed Campus

Adult visitors to the school must first check in at the front office. Student visitors are not allowed. Students from other schools, who are loitering, will face a misdemeanor charge of trespassing. The police will be called. Once students arrive at school, they may not leave the school grounds unless properly checked out through the main office. If students do check out of school, they must check back in through the main office if they return to school. Students leaving school grounds without properly checking out will be marked as truant.

Computer Use/Acceptable Use Policy (ASD Policy 5225)

When using computers with internet access at Vista Heights, students must first have parents or guardians sign the Internet Use Policy Form online, giving their permission for their student to access the internet. School computers must be used responsibly by students. School computers must not be used to access or create materials that are considered inappropriate at school. This includes, but is not limited to: images and messages that are sexually explicit, violent, grotesque, or are meant to demean or harass others. Computer use is a privilege and may be taken away if students use the computers in an inappropriate fashion. Vista Heights strictly enforces the policies set forth by the Alpine School District's Acceptable Use Policy. The current policy is found at: <http://alpinedistrict.org/policy/proc5225.pdf>

Dress Code: (ASD Policy 5152)

Extremes of dress and appearance attract improper attention to the individual, which interferes with the educational process. The school will make the determination whether clothing or attire is inappropriate. Students may either be sent home to change or asked to wear a school t-shirt. This policy applies to all school related functions and activities. Violations will be referred to administration for consequences. The following guidelines will be followed at Vista Heights:

- Fads and extremes of dress that attract improper attention should be avoided.
- Hair should be clean and well groomed. Hair styles or colors distracting in appearance or needing constant attention are not acceptable. Also, odd colored or multicolored hair is not acceptable.
- All students male & female will be required to wear **SHIRTS WITH SLEEVE. *Minimum cap sleeve is acceptable.***
- Tank tops, halters and bare midriffs, muscle shirts, are not acceptable. *Skirt length and shorts need to be closer to the knees than the hips.*
- Vulgar words, profane or obscene slogans (explicit or implied), or advertisements for alcohol, tobacco, and drugs on clothing will not be tolerated.
- Clothing that is ragged, tattered, or deliberately distracting in appearance must be avoided.

- All students are required to wear appropriate footwear to school. Footwear must not mark or damage floors.
- Headwear/hats should NOT be worn in the building, carried, or held during school hours. Any teacher or administrator may confiscate these items if the rules are not followed. (this includes bandannas)
- Students cannot display any body piercing in an area other than the ear.
- Exposed underwear is not allowed! No low riding, sagging or baggy clothing.

*Interpretation of the dress standard is the right and responsibility of the school administration.

Drug/Alcohol/ Tobacco Policy (ASD Policy 5430)

Vista Heights Middle School is a “Drug Free Zone,” this means that these rules not only apply to campus, but they are enforced up to 1000 feet off campus. Any student in violation of drug and alcohol policy shall be subject to the following actions:

- Suspension from school for up to ten school days.
- Referral to the local police department.

A second offense may involve a referral to an administrative hearing panel for possible expulsion.

In addition, students distributing or selling drugs or alcohol will appear at an administrative hearing panel for the first offense for possible expulsion.

A drug offense consists of the possession, use, or distribution (giving away or selling) of any controlled substance (including marijuana, cocaine, steroids, prescription drugs, or other drugs listed in the law): or any imitation controlled substance (something that looks like a controlled substance, even though it isn't): or any drug paraphernalia (things like hypodermic needles, bongs, roach clips, hash pipes, etc., which may be used to produce, package, distribute, or use drugs.)

Discipline

All students are expected to conduct themselves in a manner that will create a positive learning environment and not be offensive to any other student, teacher or visitor to the school. Students who do not conduct themselves in a manner appropriate for the school setting will be subject to school and district discipline.

Electronic Device Policy (ASD Policy 5250)

NUISANCE ITEMS

Nuisance items such as squirt guns, laser pens, rubber bands, hackey sacks etc. are not to be brought to school because they detract from our major purpose. **Such items may be confiscated and may not be returned to the student (items will be returned to a parent only).** IPODS, Radios, CD

players, Game Boys, Video Devices and other such items should not be brought to school by students.

CELL PHONES

Cell phones cannot be used, shown, or displayed during school hours (8:15-2:45). Teachers and staff are instructed to confiscate cell phones that are used, shown, or displayed during that time. Students may use their cell phones before or after school. However, all students must use the school phone to check out of school, and to check out with the attendance office.

If any electronic device is confiscated and brought to the office, the following steps can be taken but are left to administrative discretion according to the offense and the severity of use;

1st Offense: phone is confiscated and will be returned at the end of the day.

2nd Offense: phone is taken until a parent or guardian can pick it up.

3rd Offense: student subject to school discipline, phone is held until administration can meet with student and parent/guardian.

* Additional offenses will result in administrative discipline.

Emergency Procedures

1. FIRE

Fire alarms will sound and students will evacuate the building according to the rehearsed evacuation plan in each classroom. Students will remain with the teacher outside until further instructions are given. **If an emergency happens during the lunch time hour or at class break students would report to their previous period teacher.**

2. EARTHQUAKE

A. The students will “cover and hold on” position under a desk or table if possible to enhance protection.
 B. Students should move away from large windows and from under any heavy light fixtures.
 C. Students will evacuate the building with the teacher when the alarm sounds. When everything is safe and the emergency is over the all clear bell will ring for students to reenter the building.

3. INTRUDER

A. Teacher will lock down their room with students inside and down against the wall out of view of the window.
 B. Students in the hall at the time of the intrusion need to go to the nearest room. If in the restroom, stay there.

First Aid/Medication

Dispensing Medication

Prescription medication must be kept in the front office and parent/guardian must provide the school with a written request and written health care provider approval. Forms may be picked up in the front office. If proper authorization has been obtained, a parent must bring medication to the school in its original prescription bottle with the original pharmacist label. It will be kept in the front office. Do not send any medication with a student in a baggy or lunch box. It is a district policy that the only medication that a student may have in their possession is for asthma or diabetes. The student must have Physician authorization on file in the front office for these medications.

Over the Counter Medication

Pain medication will **NOT** be provided in the office. If your student requires regular doses of pain medication please fill out a medical form signed by a doctor, and supply the office with medication.

Students who are found in possession of over the counter or prescription medications without proper authorizations may be subject to disciplinary action.

Grade Reports

Starting the 2012-2013 school year, all report cards will be available online via skyward. Progress reports will also be available at midterm. Parents and students are encouraged to use Skyward to monitor student progress during the year. Academic Tracking: Tracking methods to monitor progress may include talking with a teacher, TEAL progress reports, and Skyward.

Guidance Center

Guidance and counseling services are available for all students. If a parent or student would like to visit with a counselor please make an appointment with the counseling secretary. Schedule Changes: Schedule changes are strongly discouraged. In the event a schedule change is needed, a completed schedule change form and \$5 fee is required before the change can be made with your counselor.

Language

Appropriate language should be used with friends and teachers anywhere on school grounds. Language which includes swearing, obscene jokes or gestures and dirty words, will not be tolerated whether it is in the classroom, halls or playing fields.

Lockers

A locker with a combination lock is assigned to students at the beginning of the year. Students will share their locker with another student. Locker combinations are changed each year and the combination is issued only to those students who are responsible for that locker. The school is not responsible for lost or stolen items; please leave valuable items at home! Lockers should be clean and cannot have any material on the

outside. Legal opinions have ruled that school lockers will remain the property of the school. Authorized personnel have a responsibility and right to examine the contents of lockers for reason of health, safety, and security.

It is imperative that you keep your combination confidential. The following guidelines will help avoid problems with your locker:

- Do not give your combination to any other person even your best friend.
- Do not leave your combination set on the last number.
- Use only your assigned locker. Do not change lockers without permission from the office.

Failure to follow these guidelines may result in a fine or loss of locker privilege.

Lunchroom Behavior

Lunch may be purchased on a daily or monthly basis. Payments for lunch may be made prior to school in the cafeteria or online at www.mealpayplus.com. Payments made online take 48 hours to post. Students must use proper lunchroom manners:

- Be courteous at all times.
- Take the proper place in the lunch line.
- Clean up any food spilled through accident or carelessness.
- Dispose of all containers properly.
- Leave tables and chairs in proper order.
- Food is to be consumed only in the cafeteria.
- Students are not to sit on the tables or counters.

Media Center

1. The library is open from 7:45 a.m. to 3:15 p.m. and during lunch.
2. Students may use the library for their own use before and after school and during lunches, when it is not reserved by another class.
3. During class time, class groups must be accompanied by their teacher.
4. An authorized media center pass is required of all students who use the library during instructional time.
5. Students should check in at the desk as they enter so the staff is aware of who is in the center and what they will be doing so the staff is better able to assist.
6. Students may only check out one book at a time. Most books are checked out for two weeks and may be renewed for three additional two week periods.
7. There will be a charge of \$.10 per day for overdue items. Late reference items will be charged \$.25 per day.

Student Media Expectations:

Students are to show respect to others, property and self.

1. Use appropriate voice, language and behavior.
2. Keep it clean.
3. No food or drinks allowed.

Relationships

Students are not allowed to hold hands or engage in other inappropriate physical contact (PDA “public display of affection”) anywhere on campus or at any school-sponsored activity. This applies to any gender relationship.

Safe School Policy (ASD Policy 5182)

The ASD Safe School Policy includes avoiding the following:

Abetting is the act of supporting, encouraging, and/or assisting activities which violate the safe school policy.

Bullying is defined as aggressive behavior that is intended to cause harm or distress, exists in a relationship in which there is an imbalance of power or strength and may be repeated over time. Bullying may be physical, verbal/written or psychological, and through cyber space.

Physical Bullying includes, but is not limited to, pushing, grabbing, pinching, shoving, poking, tripping, kicking, hitting, and destroying property.

Verbal/ Written Bullying includes, but is not limited to, name calling, mean teasing, spreading false rumors, intimidation, sexual comments, harassing and threatening comments which are communicated verbally, in writing or through electric media.

Cyber Bullying includes, but is not limited to, using email, web pages, text messaging, blogs, instant messaging, or any other electronic means for aggression, intimidation, or harassment against another person. Examples may include, but are not limited to sending mean, vulgar, or threatening messages or images; posting inappropriate pictures that are sensitive, private information about the victim; pretending to be someone else to hurt that person; rude comments; lies; stalking; threats; extortion; harassment; and transmission of unflattering or embarrassing photographs.

Acts of Violence that disrupt the daily operation of the school include but are not limited to physical or sexual assault, intimidation, aggression, possessing or displaying a dangerous weapon, or committing acts of terrorism.

Dangerous Weapon means any items capable of causing death or serious bodily injury, or a facsimile or representation of the item. (Weapons shall include but not be limited to firearms, knives, metal knuckles, straight razors, explosives, noxious, or poisonous gases, poisons and drugs.)

Hazing/Harassment means intimidation or any act that injures, degrades, or disgraces a student or staff member.

Gang/Secret Societies/Hate Groups means a group of three or more people who form an allegiance and engage in a range of anti-social behaviors that may include violent or unlawful activity or which advocate hatred or discrimination on the basis of race, religion, sex, national origin or disability.

Gang Activities shall include students who:

1. Wear, possess, use, distribute, display or sell any clothing, jewelry, emblem, badge, symbol, sign or other things which are evidence of membership or affiliation in any gang.
2. Commit any act or use any speech, either verbal or non-verbal (gestures, handshakes, etc.) showing membership or affiliation in a gang.
3. Use any speech or commit any act in furtherance of the interests of any gang or gang activity, including, but not limited to: a. soliciting others for membership in any gangs; b. requesting any person to pay protection or otherwise intimidating or threatening any person; c. committing any other illegal act or other violation of school district policies; d. inciting other students to act with physical violence upon any other person; e. defacing school property (i.e.: books, lockers, walls, etc.)

Sexual Harassment (ASD Policy 5185)

Sexual Harassment is defined as unwanted conduct or communication of a sexual nature that adversely affects a person’s educational opportunities, relationships or environment. This includes electronic harassment in the form of texts, chat rooms, social networking sites, pictures, etc. District Policy prohibits sexual harassment of any kind – adult to adult, adult to student, student to adult or student to student. Anyone may file a sexual harassment complaint when an incident arises with a counselor or administrator. Forms are available in the front office and the Guidance Center and the incident will be investigated immediately. Students who harass others may be suspended or possibly expelled.

Skyward

We encourage you to use Skyward during the school year to keep informed of your progress. Teachers will update grades regularly in order to remain current. Skyward can be accessed by internet at vistaheights.alpineschools.org. You will need to know your students’ log in and password, which is the User Name. You can access updated assignments, attendance, grades or leave an e-mail message for teachers.

“Put Down the Snow!” A matter of safety

For safety reasons, snowball throwing anywhere on the school campus is prohibited.

Student Recognition/Rewards

Our Student recognition and rewards programs help provide a very positive environment for everyone at Vista Heights. We encourage all students to participate in our programs and do their very best. During the school year, other programs may be added to recognize the accomplishments of as many of our students as possible.

ACADEMICS

High Honor Roll: 3.95-4.0 GPA

Honor Roll: 3.7-3.94 GPA

Students who earn high honor roll or honor roll standings are recognized each term.

4.0 Award: Students who maintain a 4.0 GPA throughout the school year. These students will be recognized at the end of the school year.

Year End Recognition Awards: Teachers nominate students for specific subject awards at the end of the school year for Student of the Year.

Student of the Week Awards: Teacher will nominate a student during the week for recognition.

CITIZENSHIP:

Caught Being Good: Students caught being good by any staff member can earn a CBG card which is placed in a jar in the office. They are drawn out of the jar daily and students get to pick a prize.

Substitute Teachers

Substitute teachers will be treated with the same respect as the regular classroom teacher. Those students who fail to respect any adult in the school will be subject to school discipline.

TEAL (Teacher Extended Assistance Learning) Time

TEAL Time provides extra time during the school day to meet with teachers to make up work. TEAL Time will be held Tuesday – Friday for 30 minutes during the day. All students who have a failing/incomplete grade will meet with those teachers. Every student will receive a daily progress report informing them of their current grades and whether they will meet with a teacher for remediation or if they qualify for an enrichment activity. Students that have passing grades are rewarded by attending an activity of their choice or they can attend classes to stay caught up with their work. The week before the end of each term we will have Extended TEAL. Extended TEAL is 50 minutes long and students can remediate with more than one teacher in that 50 minute period.

TEAL Time Guidelines

- Arrive on time and prepared to your class or activity.
- Attend any failing core class first, then other failing classes.
- You may attend “Open Intervention” only if the teacher you are trying to remediate with is not available or the classroom is full. (You must have a stamp to get into Open Intervention)
- Students may be assigned to A.F.T. for the following reasons; tardy to class or activities, lost TEAL slip, unprepared to remediate, disruptive in classroom or activity.

Vending Machines

Please do not abuse this privilege. Vending machines are available to you before and after school and during lunch, but not between classes as food and drinks are not allowed in the classrooms. Anyone found kicking, hitting, rocking, etc. may be fined. If the machine “eats your money” Vista Heights will not refund your money.




Vista Heights School-wide Dress Code



No displaying of colors or symbols associated with gangs.



Shirts, dresses, and blouses must have sleeves.



No bare midriffs.



No hats, bandanas, or other types of head covering may be worn in the building.



No profanity or vulgarity.



Hems of shorts and skirts must be closer to the knee than to the hip.



No displaying of any undergarments.



No displaying of any undergarments.



No clothing or paraphernalia referring to or promoting alcohol, tobacco, drugs, violence, or sexual harassment.

Vista Heights Middle School
Annual Calendar
2012-2013

Open House.....	August 16, 2012
7 th Grade Day	August 20, 2012
School Starts (7 th & 8 th).....	August 21, 2012
Labor Day (No School).....	September 3, 2012
Parent Teacher Conference.....	September 20, 2012
Minimal Day.....	September 24, 2012
Fall Break (No School).....	October 11-15, 2012
End of 1 st term.....	October 26, 2012
Minimal Day.....	November 5, 2012
Thanksgiving Break (No School).....	November 21-23, 2012
Winter Break (No School).....	December 20, 2012-January 2, 2013
End of 2 nd term.....	January 14, 2013
Martin Luther King Day (No School).....	January 21, 2013
Minimal Day.....	February 4, 1013
Washington/Lincoln Day (No School).....	February 18, 2013
Parent Teacher Conference.....	February 21, 2103
Minimal Day.....	March 4, 2012
End of 3 rd term.....	March 22, 2013
Spring Break (No School).....	April 1-5, 2013
Memorial Day (No School).....	May 27, 2013
Last day of school.....	May 30, 2013



August 2012

Sunday	Monday	Tuesday	Wednesday	Thursday	Friday	Saturday
			1	2	3	4
5	6	7	8	9	10	11
12	13	14	15	16 Open House 3:00-7:00 p.m.	17	18
19	20 7 th Grade Day 8:15-11:45am	21 First day of school 7 th & 8 th	22	23	24	25
			Schedule Changes			
26	27	28	29	30	31	
Welcome Week-Student Council						

*Shaded boxes indicate A Day classes (periods 1-4); unshaded boxes indicate B Day classes (periods 5-8).

September 2012

Sunday	Monday	Tuesday	Wednesday	Thursday	Friday	Saturday
						1
2	3 Labor Day NO SCHOOL	4 First day of TEAL Time	5	6	7	8
9	10	11	12	13	14	15
			Cory Adams Photos during English class			
16	17	18	19	20 Parent Teacher Conference 3:30-8:00pm	21	22
23	24 Minimal Day	25	26	27 Midterm	28	29

*Shaded boxes indicate A Day classes (periods 1-4); unshaded boxes indicate B Day classes (periods 5-8).

October 2012

Sunday	Monday	Tuesday	Wednesday	Thursday	Friday	Saturday
	1	2 Night of Shakespeare	3	4	5	6
				Shakespeare Festival, Cedar		
7	8	9	10	11	12	13
				Fall Break-NO SCHOOL		
14	15 Fall Break-NO SCHOOL	16	17	18 Picture Retakes	19	20
			Extended TEAL Time			
			7 th grade SEOP's in CTE classes			
21	22	23	24	25	26 End of First Term	27
			7 th grade SEOP's in CTE classes			
28	29	30 Band Concert	31			

*Shaded boxes indicate A Day classes (periods 1-4); unshaded boxes indicate B Day classes (periods 5-8).

November 2012

Sunday	Monday	Tuesday	Wednesday	Thursday	Friday	Saturday
				1	2	3
4	5 Minimal Day Food Drive (goes through the 20 th)	6	7	8	9	10
11	12	13	14	15	16	17
		Utah Futures				
18	19	20 Midterm	21	22	23	24
		Thanksgiving Break-NO SCHOOL				
25	26	27	28	29	30	
		8 th grade SEOP's in History classes				

*Shaded boxes indicate A Day classes (periods 1-4); unshaded boxes indicate B Day classes (periods 5-8).

December 2012

Sunday	Monday	Tuesday	Wednesday	Thursday	Friday	Saturday
						1
2	3	4 8 th grade SEOP's in History classes	5	6 Musical Theater Performance	7	8
9	10	11	12	13 Holiday Band Concert	14	15
16	17	18	19	20-22 Winter Break-NO SCHOOL		
23	24	25	26	27	28	29
30-29 Winter Break-NO SCHOOL						
30	31 Winter Break-NO SCHOOL					

*Shaded boxes indicate A Day classes (periods 1-4); unshaded boxes indicate B Day classes (periods 5-8).

January 2013

Sunday	Monday	Tuesday	Wednesday	Thursday	Friday	Saturday
		1 Winter Break-NO SCHOOL	2	3 Extended TEAL Time	4	5
6	7	8 Extended TEAL Time	9	10	11	12
13	14 End of 2 nd Term	15	16	17	18	19
20	21 Martin Luther King Day-NO SCHOOL	22	23	24	25	26
27	28	29 Registration forms sent home with 8th graders	30	31		

*Shaded boxes indicate A Day classes (periods 1-4); unshaded boxes indicate B Day classes (periods 5-8).

February 2013

Sunday	Monday	Tuesday	Wednesday	Thursday	Friday	Saturday
					1	2
3	4 Minimal Day Reality Town/Job Shadowing	5 Band Solo Night <div style="border: 1px solid black; padding: 2px; display: inline-block;">Utah Scholars</div>	6	7 <div style="border: 1px solid black; padding: 2px; display: inline-block;">Registration forms sent home with 7th graders</div>	8	9
10	11 8 th grade registration forms due	12	13	14 Midterm	15	16
17	18 Washington/ Lincoln Day- NO SCHOOL	19 7 th grade registration forms due	20	21 Parent Teacher Conference 3:00-7:00	22	23
24	25	26	27	28 6 th grade registration assembly SS Schools		

*Shaded boxes indicate A Day classes (periods 1-4); unshaded boxes indicate B Day classes (periods 5-8).

March 2013

Sunday	Monday	Tuesday	Wednesday	Thursday	Friday	Saturday
					1 6 th grade registration assembly EM schools	2
3	4 Minimal Day	5	6	7	8 Student Council applications available	9
		6 th grade registration				
10	11	12	13 Student Council applications due	14	15 Student Council candidates announced	16
		Extended TEAL Time				
17	18	19 Spring Band Concert	20	21	22 End of 3 rd Term	23
		Student Council Primary Elections/Voting				
24	25	26	27	28	29	
		Student Council Final Elections/Voting				

*Shaded boxes indicate A Day classes (periods 1-4); unshaded boxes indicate B Day classes (periods 5-8).

April 2013

Sunday	Monday	Tuesday	Wednesday	Thursday	Friday	Saturday
	1	2	3	4	5	6
	Spring Break-NO SCHOOL					
7	8	9	10	11	12	13
14	15	16	17	18	19	20
21	22	23 Midterm	24	25	26	27
	Spring Service Week (Student Council)					
28	29 School Musical	30				
	School Musical					

***Shaded boxes indicate A Day classes (periods 1-4); unshaded boxes indicate B Day classes (periods 5-8).**

May 2013

Sunday	Monday	Tuesday	Wednesday	Thursday	Friday	Saturday
			1	2	3	4
5	6	7	8	9	10	11
Teacher Appreciation Week						
12	13	14	15	16	17	18
Extended TEAL Time						
19	20	21	22	23	24	25
26	27 Memorial Day-NO SCHOOL	28 8 th grade activity	29	30 Last Day of School	31	

*Shaded boxes indicate A Day classes (periods 1-4); unshaded boxes indicate B Day classes (periods 5-8).

Hall Pass

Name: _____ Term: **1**

The student is responsible to complete **Date, Destination, and Time Out** columns of the log.
The teacher will initial the **Teachers'** column.
The student will fill in the **Time In** column upon returning to class.
The student must have this hall pass when in the halls during class time.

Class	Pass #	Date	Destination	Time Out	Time In	Teacher
A1	1					
	2					
	3					
A2	1					
	2					
	3					
A3	1					
	2					
	3					
A4	1					
	2					
	3					
B5	1					
	2					
	3					
B6	1					
	2					
	3					
B7	1					
	2					
	3					
B8	1					
	2					
	3					

CAUTION: If you misplace or lose this planner, you will not have any hall pass privileges for the remainder of the term.

Hall Pass

Name: _____ Term: 2

The student is responsible to complete **Date, Destination, and Time Out** columns of the log.
 The teacher will initial the **Teachers'** column.
 The student will fill in the **Time In** column upon returning to class.
 The student must have this hall pass when in the halls during class time.

Class	Pass #	Date	Destination	Time Out	Time In	Teacher
A1	1					
	2					
	3					
A2	1					
	2					
	3					
A3	1					
	2					
	3					
A4	1					
	2					
	3					
B5	1					
	2					
	3					
B6	1					
	2					
	3					
B7	1					
	2					
	3					
B8	1					
	2					
	3					

CAUTION: If you misplace or lose this planner, you will not have any hall pass privileges for the remainder of the term.

Hall Pass

Name: _____ Term: **3**

The student is responsible to complete **Date, Destination, and Time Out** columns of the log.
The teacher will initial the **Teachers'** column.
The student will fill in the **Time In** column upon returning to class.
The student must have this hall pass when in the halls during class time.

Class	Pass #	Date	Destination	Time Out	Time In	Teacher
A1	1					
	2					
	3					
A2	1					
	2					
	3					
A3	1					
	2					
	3					
A4	1					
	2					
	3					
B5	1					
	2					
	3					
B6	1					
	2					
	3					
B7	1					
	2					
	3					
B8	1					
	2					
	3					

CAUTION: If you misplace or lose this planner, you will not have any hall pass privileges for the remainder of the term.

Hall Pass

Name: _____ Term: 4

The student is responsible to complete **Date, Destination, and Time Out** columns of the log.
 The teacher will initial the **Teachers'** column.
 The student will fill in the **Time In** column upon returning to class.
 The student must have this hall pass when in the halls during class time.

Class	Pass #	Date	Destination	Time Out	Time In	Teacher
A1	1					
	2					
	3					
A2	1					
	2					
	3					
A3	1					
	2					
	3					
A4	1					
	2					
	3					
B5	1					
	2					
	3					
B6	1					
	2					
	3					
B7	1					
	2					
	3					
B8	1					
	2					
	3					

CAUTION: If you misplace or lose this planner, you will not have any hall pass privileges for the remainder of the term.

Vista Heights Bell Schedule



TEAL Time Bell Schedule



Period		Time	Duration
A Days	B Days		
First Bell		8:10	
A1	B5	8:15-9:35	80 min.
Passing		9:35-9:41	6 min.
A2	B6	9:41-10:56	75 min.
Passing		10:56-11:02	6 min.
TEAL Time		11:02-11:32	30 min
1st Lunch			
Lunch		11:32-12:02	30 min.
Passing		12:02-12:08	6min.
A3	B7	12:08-1:23	75 min.
2nd Lunch			
Passing		11:32-11:38	6 min.
A3	B7	11:38-12:53	75 min.
Lunch		12:53-1:23	30 min.
Passing		1:23-1:29	6 min.
A4	B8	1:29-2:45	76 min.



Collaboration Day Bell Schedule



Period		Time	Duration
A Days	B Days		
First Bell		8:10	
A1	B5	8:15-9:29	74 min.
Passing		9:29-9:35	6 min.
A2	B6	9:35-10:44	69 min.
1st Lunch			
Lunch		10:44-11:14	30 min.
Passing		11:14-11:20	6min.
A3	B7	11:20-12:29	69 min.
2nd Lunch			
Passing		10:44-10:50	6 min.
A3	B7	10:50-11:59	69 min.
Lunch		11:59-12:29	30 min.
Passing		12:29-12:35	6 min.
A4	B8	1:35-2:45	70 min.



Extended TEAL Time Bell Schedule



Period		Time	Duration
A Days	B Days		
First Bell		8:10	
A1	B5	8:15-9:30	75 min.
Passing		9:30-9:35	5 min.
A2	B6	9:35-10:50	75 min.
Passing		10:50-10:55	5 min.
TEAL Time		10:55-11:45	50 min
1st Lunch			
Lunch		11:45-12:15	30 min.
A3	B7	12:20-1:30	70 min.
2nd Lunch			
Passing		11:50-1:00	70 min.
A3	B7	11:50-1:00	70 min.
Lunch		1:00-1:30	30 min.
Passing		1:30-1:35	5 min.
A4	B8	1:35-2:45	70 min.



No TEAL Time Bell Schedule



Period		Time	Duration
A Days	B Days		
First Bell		8:10	
A1	B5	8:15-9:40	85 min.
Passing		9:40-9:46	6 min.
A2	B6	9:46-11:11	85 min.
1st Lunch			
Lunch		11:11-11:41	30 min.
Passing		11:41-11:47	6min.
A3	B7	11:47-1:12	85 min.
2nd Lunch			
Passing		11:11-11:17	6 min.
A3	B7	11:17-12:42	85 min.
Lunch		12:42-1:12	30 min.
Passing		1:12-1:18	6 min.
A4	B8	1:18-2:45	87 min.